



# Prioritering speerpunten


Prioriteit 1

A large, empty rectangular box with a thin orange border, intended for listing key points under Priority 1.

Prioriteit 2

A large, empty rectangular box with a thin teal border, intended for listing key points under Priority 2.

Prioriteit 3

A large, empty rectangular box with a thin teal border, intended for listing key points under Priority 3.